

2009 INNOVATION REPORT

*TWELVE KEY INDUSTRIES
& THEIR STATE OF INNOVATION*



2009 INNOVATION REPORT

TWELVE KEY INDUSTRIES & THEIR STATE OF INNOVATION

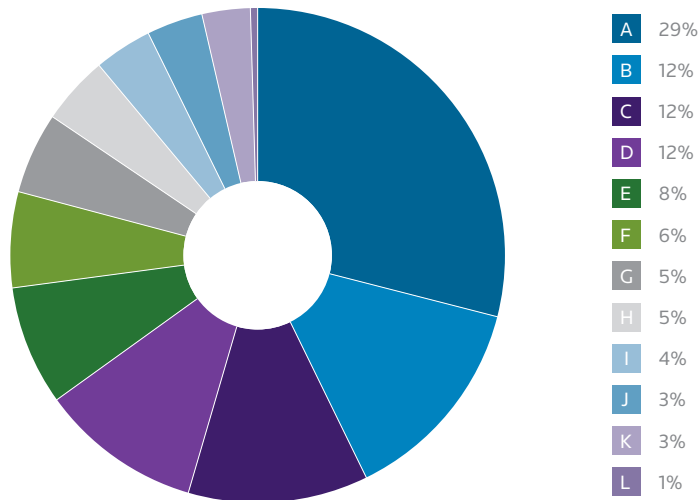
This report highlights twelve key technology areas in 2009 and the level of global innovation in each, as monitored by the IP Solutions business of Thomson Reuters. Innovation levels are based on volume of patent activity for this calendar year. For each area, only unique patent inventions have been counted, rather than all published patent applications and grants. This gives the truest picture of innovation activity, as it accounts for each invention only once—in the first country in which protection was sought (*counting all patents would mask the true level of innovation*).

The Derwent World Patents Index (DWPI) database from Thomson Reuters was used to collate these figures from 41 major patent issuing authorities worldwide. The twelve selected industries are based on the main areas of intellectual property activity, as witnessed in DWPI through its classification & coding systems. These proprietary coding and indexing systems categorize the volume of activity and are constantly updated to ensure they match technological developments—to facilitate retrieval of relevant patents at the broadest, and most detailed, levels.

Our end-of-year statistics are derived by using these systems and reflect some of the most prolific areas found in patent literature during 2009.

2009 PATENT ACTIVITY BY TECHNOLOGY AREA

SOURCE: THOMSON REUTERS DERWENT WORLD PATENTS INDEX (DWPI)

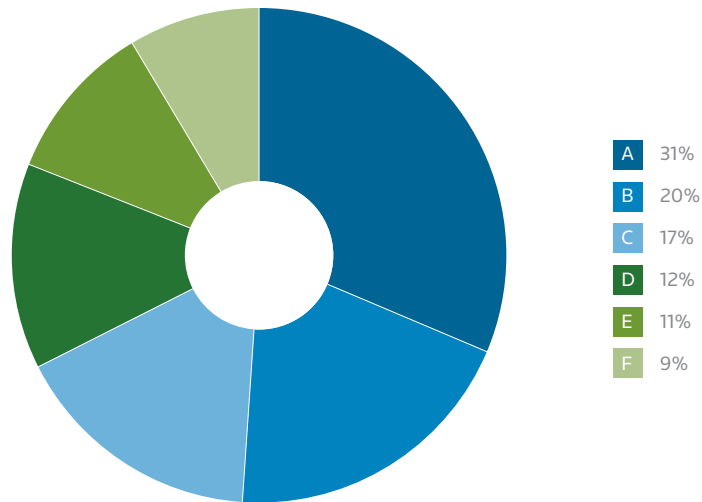


	TECHNOLOGY AREA	2009 volume
A	Computers and Peripherals	226,293
B	Semiconductors	95,106
C	Telecommunications	90,867
D	Automotive	89,106
E	Pharmaceuticals	59,638
F	Medical Devices	49,035
G	Petroleum and Chemical Engineering	38,729
H	Food, Tobacco, Fermentation	35,375
I	Domestic Appliances	34,591
J	Aerospace	26,167
K	Agrochemicals & Agriculture	20,503
L	Cosmetics	6,612

The data in this report was compiled using the Thomson Reuters Derwent World Patents Index®(DWPI) database. Patent activity is being used as a benchmark for innovation. The research aggregates granted patents and published applications (examined and unexamined) for this industry through December 31, 2009. The DWPI database covers 41 major patent issuing authorities worldwide.

2009 PATENT ACTIVITY AEROSPACE

SOURCE: THOMSON REUTERS DERWENT WORLD PATENTS INDEX (DWPI)

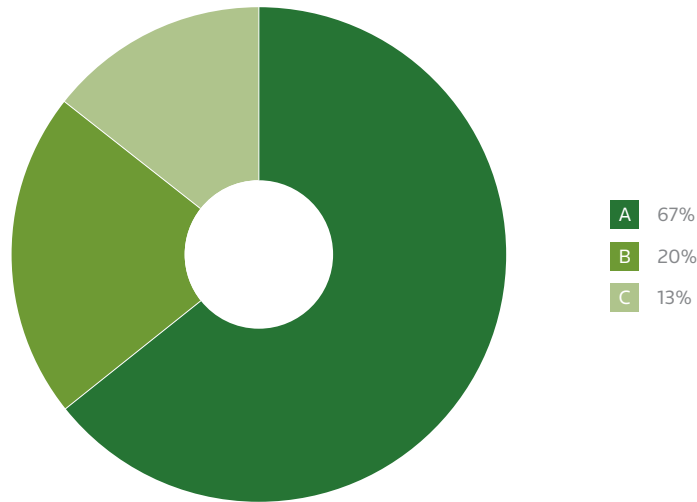


	TECHNOLOGY AREA • AEROSPACE	2009 volume
A	Production Techniques	9,070
B	Advanced Materials	5,836
C	Space Vehicles and Satellite Technologies	5,019
D	Structures & Systems	3,414
E	Propulsion Plants	3,359
F	Instrumentation	2,570

The data in this report was compiled using the Thomson Reuters Derwent World Patents Index®(DWPI) database. Patent activity is being used as a benchmark for innovation. The research aggregates granted patents and published applications (examined and unexamined) for this industry through December 11, 2009. The DWPI database covers 41 major patent issuing authorities worldwide.

2009 PATENT ACTIVITY AGROCHEMICALS & AGRICULTURE

SOURCE: THOMSON REUTERS DERWENT WORLD PATENTS INDEX (DWPI)

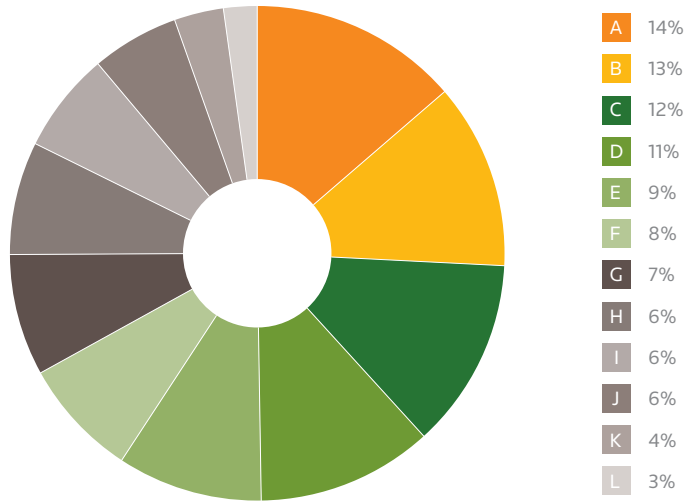


	TECHNOLOGY AREA • AGROCHEMICALS & AGRICULTURE	2009 volume
A	Agrochemicals	19,645
B	Agriculture	5,756
C	Biotechnology in Agriculture	3,880

The data in this report was compiled using the Thomson Reuters Derwent World Patents Index®(DWPI) database. Patent activity is being used as a benchmark for innovation. The research aggregates granted patents and published applications (examined and unexamined) for this industry through December 11, 2009. The DWPI database covers 41 major patent issuing authorities worldwide.

2009 PATENT ACTIVITY AUTOMOTIVE

SOURCE: THOMSON REUTERS DERWENT WORLD PATENTS INDEX (DWPI)

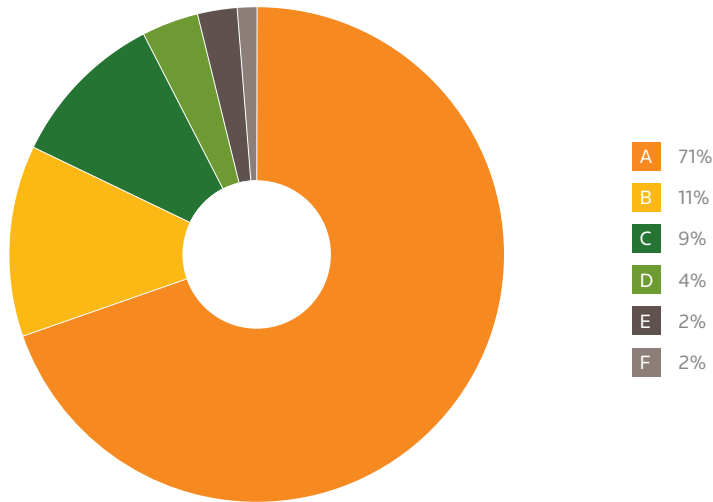


	TECHNOLOGY AREA • AUTOMOTIVE	2009 volume
A	Alternative Powered Vehicles	13,118
B	Navigation Systems	12,414
C	Transmission	11,520
D	Safety	10,589
E	Pollution Control	8,567
F	Seats, Seatbelts and Airbags	7,657
G	Steering Systems	6,610
H	Suspension Systems	5,975
I	Security Systems	5,817
J	Engine Design and Systems	5,552
K	Braking Systems	4,067
L	Entertainment Systems	3,230

The data in this report was compiled using the Thomson Reuters Derwent World Patents Index®(DWPI) database. Patent activity is being used as a benchmark for innovation. The research aggregates granted patents and published applications (examined and unexamined) for this industry through December 11, 2009. The DWPI database covers 41 major patent issuing authorities worldwide.

2009 PATENT ACTIVITY COMPUTERS & PERIPHERALS

SOURCE: THOMSON REUTERS DERWENT WORLD PATENTS INDEX (DWPI)

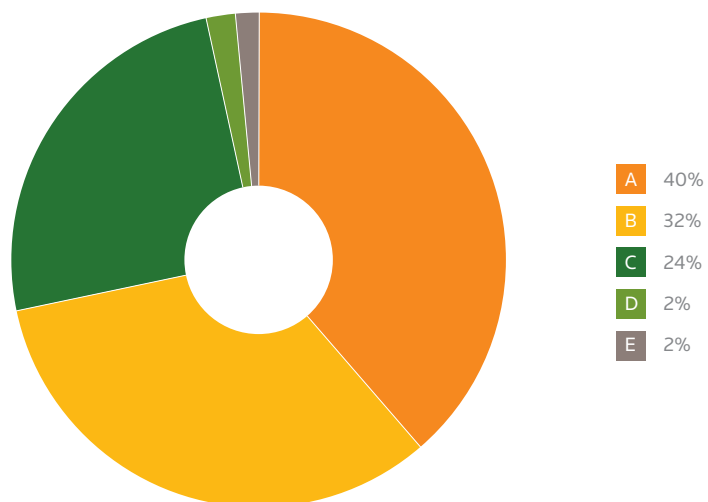


	TECHNOLOGY AREA • COMPUTERS & PERIPHERALS	2009 volume
A	Computers	193,445
B	Other Peripherals	29,800
C	Printers	25,108
D	Smartmedia	11,602
E	Screens	6,684
F	Scanners	4,947

The data in this report was compiled using the Thomson Reuters Derwent World Patents Index®(DWPI) database. Patent activity is being used as a benchmark for innovation. The research aggregates granted patents and published applications (examined and unexamined) for this industry through December 31, 2009. The DWPI database covers 41 major patent issuing authorities worldwide.

2009 PATENT ACTIVITY COSMETICS

SOURCE: THOMSON REUTERS DERWENT WORLD PATENTS INDEX (DWPI)

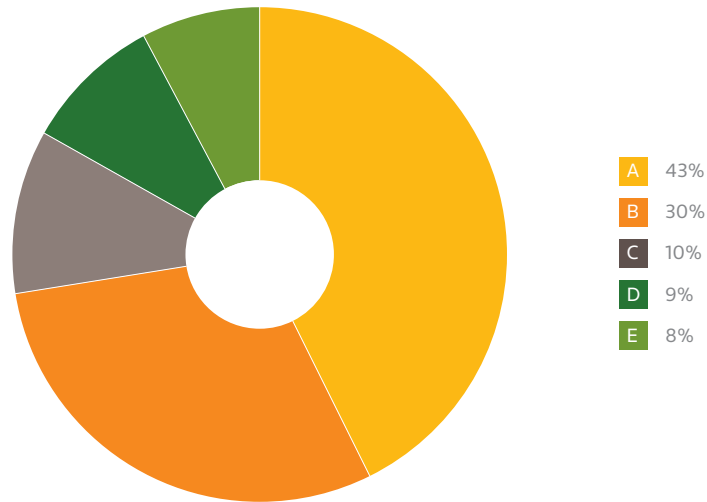


	TECHNOLOGY AREA • COSMETICS	2009 volume
A	Make-Up	3,645
B	Skin	2,915
C	Hair	2,159
D	Antiperspirant	199
E	Perfume	185

The data in this report was compiled using the Thomson Reuters Derwent World Patents Index®(DWPI) database. Patent activity is being used as a benchmark for innovation. The research aggregates granted patents and published applications (examined and unexamined) for this industry through December 31, 2009. The DWPI database covers 41 major patent issuing authorities worldwide.

2009 PATENT ACTIVITY DOMESTIC APPLIANCES

SOURCE: THOMSON REUTERS DERWENT WORLD PATENTS INDEX (DWPI)

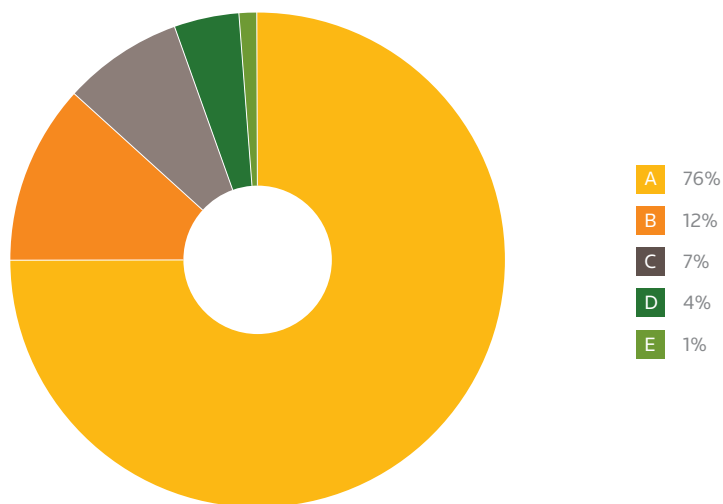


	TECHNOLOGY AREA • DOMESTIC APPLIANCES	2009 volume
A	Kitchen	15,851
B	Heating & Air-Conditioning	11,223
C	Laundry	3,602
D	Human Hygiene	3,228
E	Household Cleaning	3,081

The data in this report was compiled using the Thomson Reuters Derwent World Patents Index®(DWPI) database. Patent activity is being used as a benchmark for innovation. The research aggregates granted patents and published applications (examined and unexamined) for this industry through December 31, 2009. The DWPI database covers 41 major patent issuing authorities worldwide.

2009 PATENT ACTIVITY FOOD, TOBACCO, FERMENTATION

SOURCE: THOMSON REUTERS DERWENT WORLD PATENTS INDEX (DWPI)

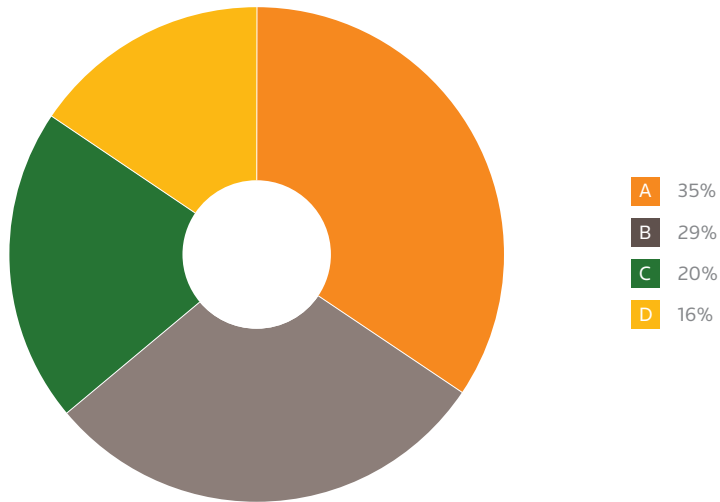


	TECHNOLOGY AREA • FOOD, TOBACCO, FERMENTATION	2009 volume
A	Fermentation	27,433
B	Meat	4,323
C	Bakery	2,675
D	Tobacco	1,529
E	Sugar & Starch	307

The data in this report was compiled using the Thomson Reuters Derwent World Patents Index®(DWPI) database. Patent activity is being used as a benchmark for innovation. The research aggregates granted patents and published applications (examined and unexamined) for this industry through December 31, 2009. The DWPI database covers 41 major patent issuing authorities worldwide.

2009 PATENT ACTIVITY MEDICAL DEVICES

SOURCE: THOMSON REUTERS DERWENT WORLD PATENTS INDEX (DWPI)

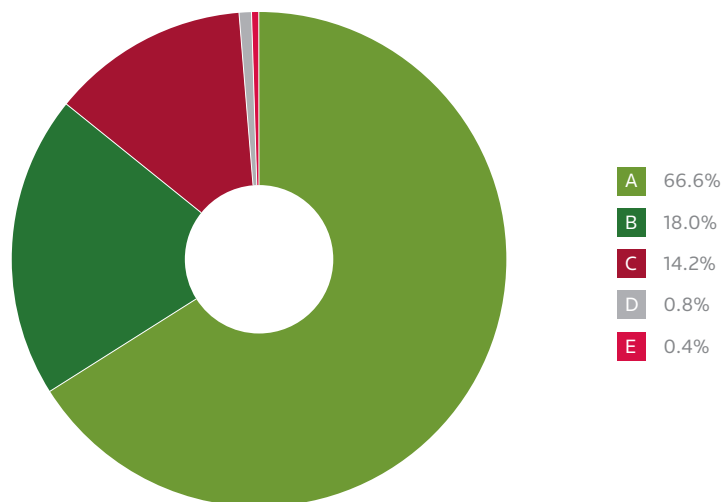


	TECHNOLOGY AREA • MEDICAL DEVICES	2009 volume
A	Diagnosis, Surgery	19,249
B	Sterilizing, Syringes, Electrotherapy	16,315
C	Dentistry, Bandages, Prosthesis	11,044
D	Medical Aids, Oral Administration	8,788

The data in this report was compiled using the Thomson Reuters Derwent World Patents Index®(DWPI) database. Patent activity is being used as a benchmark for innovation. The research aggregates granted patents and published applications (examined and unexamined) for this industry through December 31, 2009. The DWPI database covers 41 major patent issuing authorities worldwide.

2009 PATENT ACTIVITY PETROLEUM & CHEM ENG

SOURCE: THOMSON REUTERS DERWENT WORLD PATENTS INDEX (DWPI)

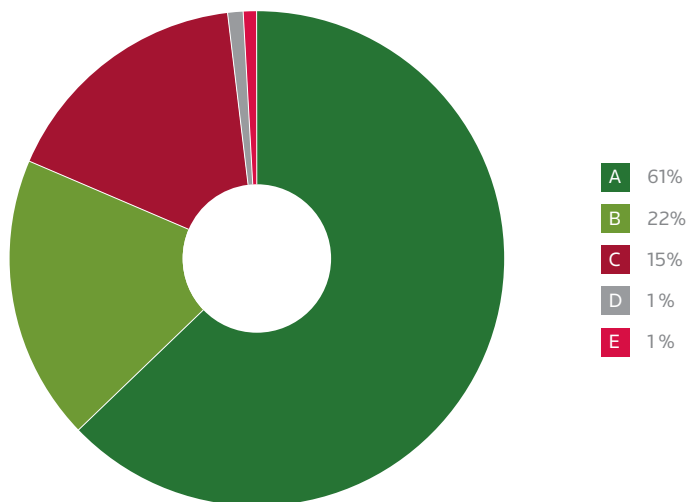


	TECHNOLOGY AREA • PETROLEUM & CHEM ENG	2009 volume
A	Chemical Engineering	28,642
B	Petroleum & Gas Exploration, Drilling, Production and Processing	7,724
C	Petroleum & Gas Fuels and Other Products	6,086
D	Petroleum & Gas Transportation and Storage	334
E	Petroleum Refining	188

The data in this report was compiled using the Thomson Reuters Derwent World Patents Index®(DWPI) database. Patent activity is being used as a benchmark for innovation. The research aggregates granted patents and published applications (examined and unexamined) for this industry through December 31, 2009. The DWPI database covers 41 major patent issuing authorities worldwide.

2009 PATENT ACTIVITY PHARMACEUTICALS

SOURCE: THOMSON REUTERS DERWENT WORLD PATENTS INDEX (DWPI)

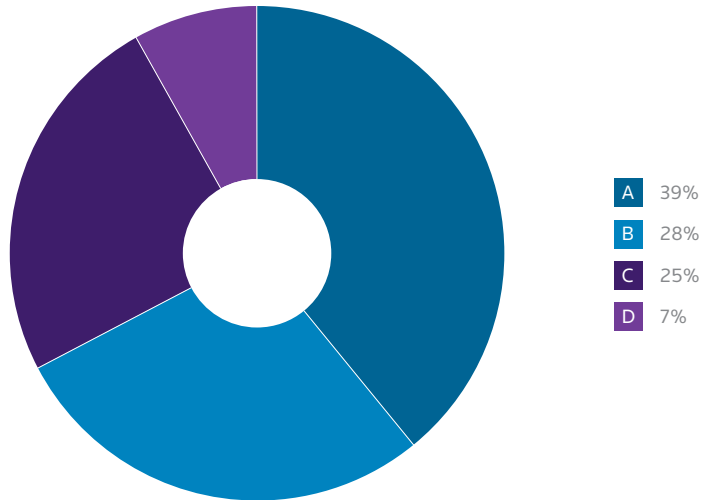


	TECHNOLOGY AREA • PHARMACEUTICALS	2009 volume
A	Organics	43,169
B	General	15,585
C	Heterocyclics	10,213
D	Steroids	741
E	Inorganics	668

The data in this report was compiled using the Thomson Reuters Derwent World Patents Index®(DWPI) database. Patent activity is being used as a benchmark for innovation. The research aggregates granted patents and published applications (examined and unexamined) for this industry through December 11, 2009. The DWPI database covers 41 major patent issuing authorities worldwide.

2009 PATENT ACTIVITY SEMICONDUCTORS

SOURCE: THOMSON REUTERS DERWENT WORLD PATENTS INDEX (DWPI)

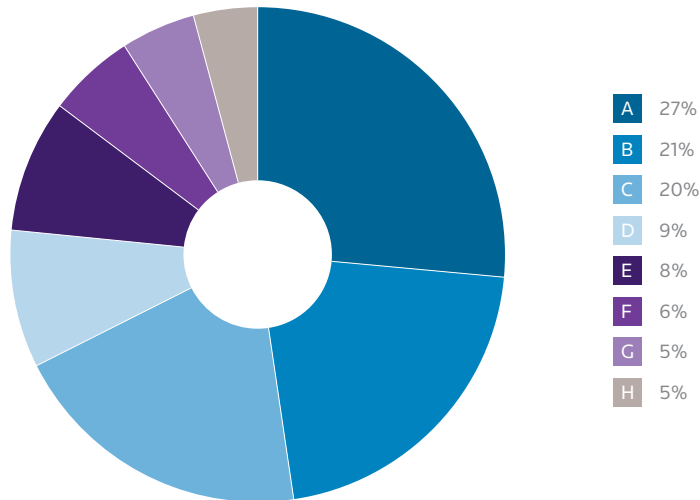


	TECHNOLOGY AREA • SEMICONDUCTORS	2009 volume
A	Semiconductor Materials and Processes	49,255
B	Memories, Film and Hybrid Circuits	35,287
C	Discrete Devices	32,068
D	Integrated Circuits	9,148

The data in this report was compiled using the Thomson Reuters Derwent World Patents Index®(DWPI) database. Patent activity is being used as a benchmark for innovation. The research aggregates granted patents and published applications (examined and unexamined) for this industry through December 31, 2009. The DWPI database covers 41 major patent issuing authorities worldwide.

2009 PATENT ACTIVITY TELECOMMUNICATIONS

SOURCE: THOMSON REUTERS DERWENT WORLD PATENTS INDEX (DWPI)



	TECHNOLOGY AREA • TELECOMMUNICATIONS	2009 volume
A	Mobile Telephony	44,714
B	Telephone Subscriber Equipment	34,665
C	Data Transmission Networks	32,922
D	Multiplex & Multiple Access Information Transmission Systems	15,191
E	Digital Information Transmission Systems	13,886
F	Telephone Exchange Systems	9,277
G	Telephone Communications Systems & Installations	8,549
H	Telemetry & Telecontrol	8,037

The data in this report was compiled using the Thomson Reuters Derwent World Patents Index®(DWPI) database. Patent activity is being used as a benchmark for innovation. The research aggregates granted patents and published applications (examined and unexamined) for this industry through December 11, 2009. The DWPI database covers 41 major patent issuing authorities worldwide.

ABOUT THOMSON REUTERS

Thomson Reuters is the world's leading source of intelligent information for businesses and professionals. We combine industry expertise with innovative technology to deliver critical information to leading decision makers in the financial, legal, tax and accounting, scientific, healthcare and media markets, powered by the world's most trusted news organization. With headquarters in New York and major operations in London and Eagan, Minnesota, Thomson Reuters employs more than 50,000 people in more than 100 countries. For more information, go to thomsonreuters.com.

To find out more about IP solutions from Thomson Reuters, go to ip.thomsonreuters.com.

Note to press:

To request further information, please contact:

John Roderick
J. Roderick, Inc.
+1 631 656 9736
john@jroderick.com

Laura Gaze
Thomson Reuters
+1 203 868 3340
laura.gaze@thomsonreuters.com